

The LETTER LOK 4000

The LETTER LOK 4000 fastening machine is a 25" throat machine that has been designed for clinching channel letters.

With its versatile design and unsurpassed features the LETTER LOK 4000 will reduce your channel letter fastening costs and outperform the competition.

Superior features include ...

Faster cycle times

- ▶ For more production (60 – 80 cycles a minute)

Greater capacity

- ▶ Clinches 2" – 10" deep letters

Larger table

- ▶ 30" x 60" for operator convenience

UL recognized tooling

- ▶ Chief Enterprises special tooling* in conjunction with the LETTER LOK series of machines produce a UL recognized clinch for channel letters

Simple tooling adjustment

- ▶ Little or no set-up time

Air powered (no electrical hook-ups necessary)

- ▶ Foot pedals operate lower tooling and clinch cycle for increased productivity
- ▶ Table is raised and lowered pneumatically for easy set-up

More than 15 years of design experience

- ▶ Proven reliability and quality

Affordably priced

- ▶ Low investment and faster payback

When you combine all the features, benefits and quality the LETTER LOK 4000 sets the standard for the Channel Letter industry.

* Chief tooling components #MP70001, #MP70002 and #MP70010. This tooling is standard in all LETTER LOK 4000 machines

THE COMPANY WITH NEW IDEAS



CHIEF ENTERPRISES INC.

545 W. Lake St., Elmhurst, IL, USA, 60126
ph 800 831-7294 fx 630 530-1154
email slabarbera@chiefent.com, pnietzel@chiefent.com
web www.chief-mm.com

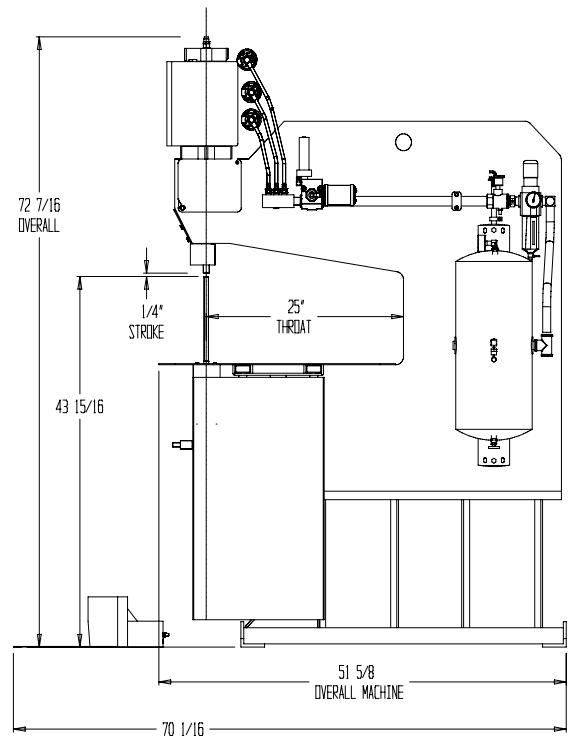
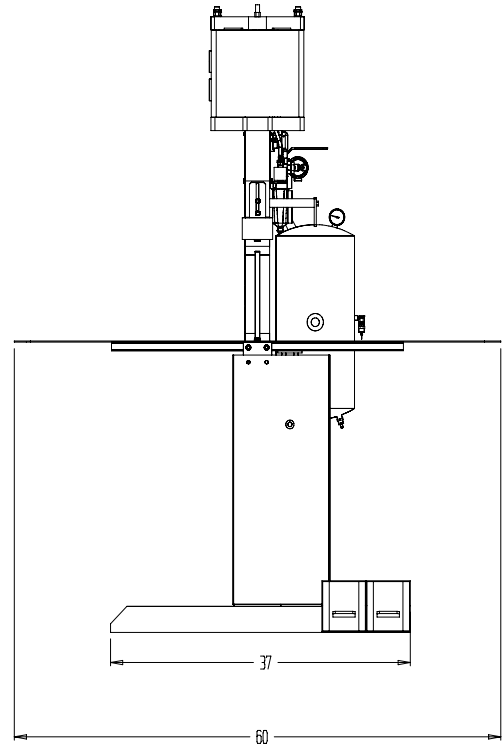
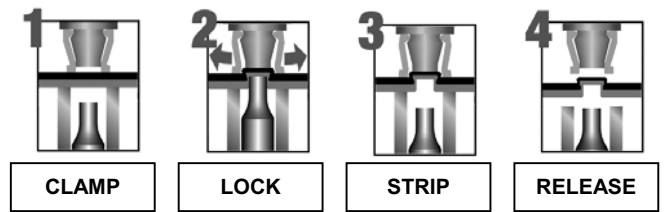


MANUFACTURED EXCLUSIVELY FOR
CHIEF ENTERPRISES BY

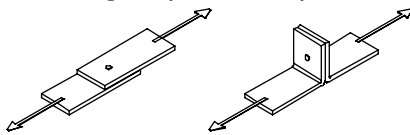
NORLOK
TECHNOLOGY INC.
Setting the standards

**SPECIFICATIONS – Letter Lok 4000
(Model – LL4000)**

- Press Design:** 3" Solid steel "C" frame.
- Features:** WAMP pneumatic power unit.
Single shot auto return.
- Stroke:** 10" low pressure closing stroke
1/4"-3/8" high pressure clinching stroke
- Throat:** 25"
- Table:** 30" deep x 60" wide
Air powered, easy raising and lowering
- Work Height:** 44"
- Lower Tooling:** Fast change punch
Replaceable punch stripper
- Upper Tooling:** Die insert set in a hardened die holder.
Adjustable to suit material thickness.
- Capacity:** MAX: Combined thickness of 0.160".
MIN: Two ply 0.024" Aluminum.
MAX: Two ply 0.060" Mild Steel.
MIN: Two ply 0.015" Mild Steel.
- Cycle speed:** Clinching stroke 60 - 80 CPM.
100% duty cycle.
- Air Requirements:** 65 psi (operating)
125 psi (max supply) 80 psi (min)
Approx. 12-13 SCFM @ 65 PSI.
(80 clinches per minute)
- Dimensions:** Width 60" (overall)
Length 54-5/8" (overall)
Height 72-7/16" (overall)
Weight 1870 lbs. (approx.)



Typical Joint Strengths (Aluminum):



Pull

Peel

Material Thickness Punch side / Die side	Pull (lbs)	Peel (lbs)
0.090 to 0.063	240	95
0.080 to 0.080	265	90
0.063 to 0.063	240	72
0.063 to 0.040	270	50
0.040 to 0.040	175	60



**CHIEF
ENTERPRISES
INC.**

The Company With New Ideas

545 W. Lake St.
Elmhurst, IL, USA, 60126
ph 800 831-7294 fx 630 530-1154
email slabarbera@chiefent.com, pnietzel@chiefent.com
web www.chief-mm.com